

VIRGINIA COMMISSION FOR THE ARTS

FY24 GRANT REVEAL

December 13, 2022



Margaret Hancock
Executive Director

Cathy Welborn
Senior Grants Officer

Lorraine Crilley
Artist Engagement Coordinator

VCA AT A GLANCE



1968
year established

800+
*grants per year
across the
Commonwealth*

\$5.2 million
allocated in FY23

Only
*state agency
dedicated to
investing in the arts*



150+
*Recipients of the
Artist Fellowships in
multiple disciplines*

41
*on the VCA Teaching
Artist Roster*

13
*Governor-appointed
Commissioners*

65
*on the VCA Touring
Artist Roster*

LOGO REVEAL





PALETTE



GRANT REVEAL

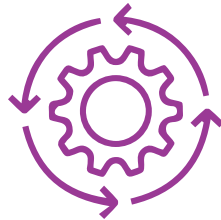




Listened to grantee, Commissioner, and panelist feedback



Considered resources: number of grant panels, staff and volunteer time, use of state funds for travel and honorariums



Reviewed and analyzed grants, their historical application rates and allocations, impact on the Commonwealth of Virginia, guidelines, and policies



Asked the most important questions when considering grant programs: Is this applicant worthy of an investment from the state? Why? What is the impact?

FOR GRANTEES

- Simplify our application and allocation processes
- Create clear entry points in which grantees can identify themselves / their needs
- Increase flexibility and adapt to needs of grant applicants
- Remove barriers for new and returning grantees



FOR PANELISTS

- Streamline review processes and reduce the number of grant panels so as not to overburden volunteers
- Utilize panelists' expertise for review of the most specific and highest dollar allocation

FOR VIRGINIANS

- Diversification of funds for deserving arts organizations, nonprofits, and artists across the Commonwealth
- Strong stewardship of state and federal tax dollars

PARTNERSHIP GRANTS

- **General Operating Support: Medium and Large | GOS** (medium and large arts organizations with annual income of \$150,000+)
- **Operating Support Small | OSS** (small arts organizations with annual income of less than \$150,000)
- **Creative Community Partnership Grants**

VCA forges strong partnerships with arts organizations and additional partners in support of unrestricted funding needs

IMPACT GRANTS

- **Community Impact Grants**
- **Education Impact Grants**


VCA drives impact through the arts in communities and learning institutions around the state

ARTIST ENGAGEMENT

- **Touring Artist Roster**
- **Virginia Touring Grant**
- **Teaching Artist Roster**
- **Arts in Practice**
- **Artist Fellowships**

VCA supports individual artists and their engagement with citizens and communities across the Commonwealth

PARTNERSHIP GRANTS





PARTNERSHIP
GRANTS

■ **General Operating Support: Medium and Large | GOS**

arts organizations with annual income of \$150,000+

\$2,500 - \$100,000

■ **Operating Support Small | OSS**

arts organizations with annual income of less than \$150,000

\$2,500

■ **Creative Community Partnership Grants**

independent city, town, county, or tribal governments in Virginia

up to \$4,500

IMPACT GRANTS





IMPACT
GRANTS

■ **Community Impact Grants** (formerly Project)

nonprofit organizations; universities/colleges; and units of local and tribal government bringing arts to Virginia communities


■ **Education Impact Grants** (formerly AIE)

nonprofit and community organizations; units of local and tribal government; K-12 and lifelong learning institutions, bringing arts to Virginia learners

up to \$5,000



ARTIST ENGAGEMENT



ARTIST ENGAGEMENT

- **Touring Artist Roster**
- **Virginia Touring Grants**
- **Teaching Artist Roster**
- **Arts in Practice** (formerly AIEX)
- **Artist Fellowships**

Highlights VCA support of individual artists and their engagement with citizens across the Commonwealth

PARTNERSHIP GRANTS

- **General Operating Support: Medium and Large Arts Organizations | GOS**
- **Operating Support Small: Small Arts Organizations | OSS**
- **Creative Community Partnership Grants**

IMPACT GRANTS

- **Community Impact Grants**
- **Education Impact Grants**

ARTIST ENGAGEMENT

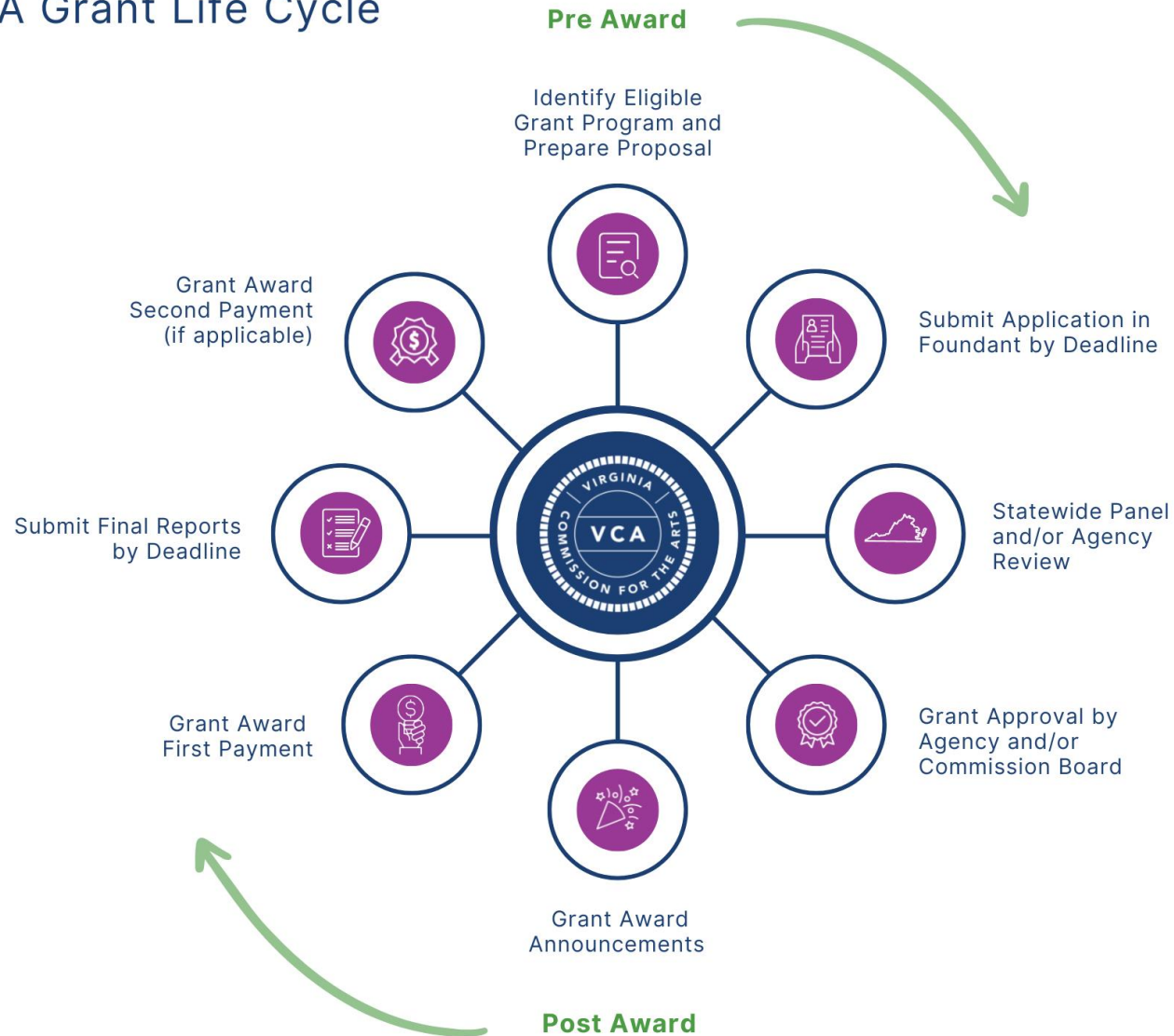
- **Touring Artist Roster**
- **Virginia Touring Grants**
- **Teaching Artist Roster**
- **Arts in Practice Grants**
- **Artist Fellowships**

WHICH VCA GRANT IS RIGHT FOR YOU?

VCA FY24 GRANTS	Eligible Applicants	Application Deadline	Grant Support	Grant Allocation	Match Requirement
GOS General Operating Support for Medium & Large Organizations	501(c)(3) arts organizations with income greater than \$150K	February 1 Short Form* March 1 Long Form	General operating support	\$2,500 - \$100,000	None
OSS Operating Support for Small Organizations	501(c)(3) arts organizations with income less than \$150K	March 1	General operating support	\$2,500	None
Creative Community Partnership Grant	Independent city/town/county/tribal governments in VA	April 1	Operating support for arts organizations serving the locality or tribal nation	\$100 - \$4,500	1:1 match, 50% of match must be cash
Community Impact Grant	501(c)(3) organizations, colleges/universities, units of local and tribal government	March 1	New arts initiatives <i>GOS & OSS May Not Apply</i>	up to \$5,000	1:1 match, 50% of match must be cash
Education Impact Grant	Pre-K-12 schools, 501(c)(3) organizations, units of local and tribal government	April 3	School/summer/adult artist residencies; professional development for arts educators <i>Community Impact May Not Apply</i>	up to \$5,000	1:1 match, 50% of match must be cash
Virginia Touring Grant	Pre-K-12 schools, 501(c)(3) organizations, colleges/universities, units of local and tribal government	March 1 - December 1	Presenter expenses for performances by artists on VCA Touring Artist Roster	\$100 - \$7,500	1:1 match, 50% of match must be cash
Arts in Practice Grant	Pre-K-12 schools, 501(c)(3) organizations, units of local and tribal government, VCA teaching artists residing in VA	July 1 - April 15 or until funds are exhausted	Short-term youth/adult artist residencies, professional development for arts educators <i>GOS & OSS May Not Apply</i>	Up to \$1,500	15% cash match
Touring Artist Roster	Performing artists/ensembles residing in VA	July 15	Inclusion on the VCA Touring Artist Roster	\$1,000 - \$40,000 Allocation	Presenter pays 1:1 match through a Virginia Touring Grant
Teaching Artist Roster	Teaching artists residing in VA, D.C., DE, KY, MD, NC, PA, TN, and WV	April 3 and October 2	Inclusion on the VCA Teaching Artist Roster	No Cash Award	None
Artist Fellowships	Individual artists residing in VA	October 2	Unrestricted support <i>Art disciplines for FY24 announced in summer 2023</i>	\$5,000	None



VCA Grant Life Cycle



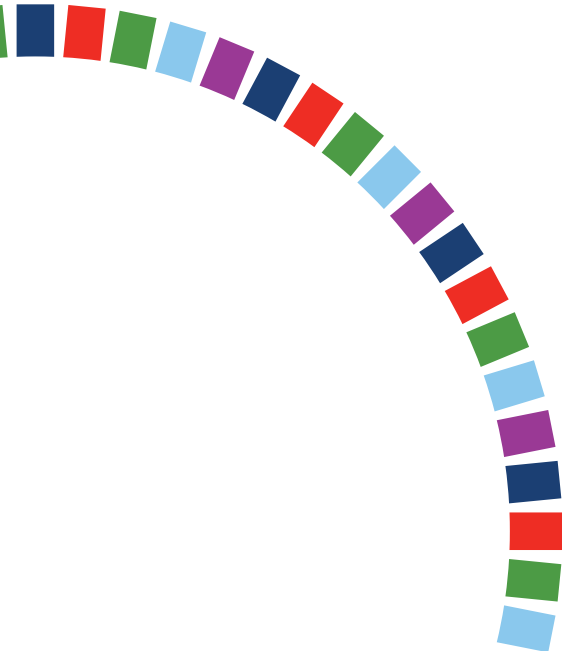
Technical

- Foundant
- UEI
- P&L Statement
- Board List
- Legislators
- Website / VCA logo

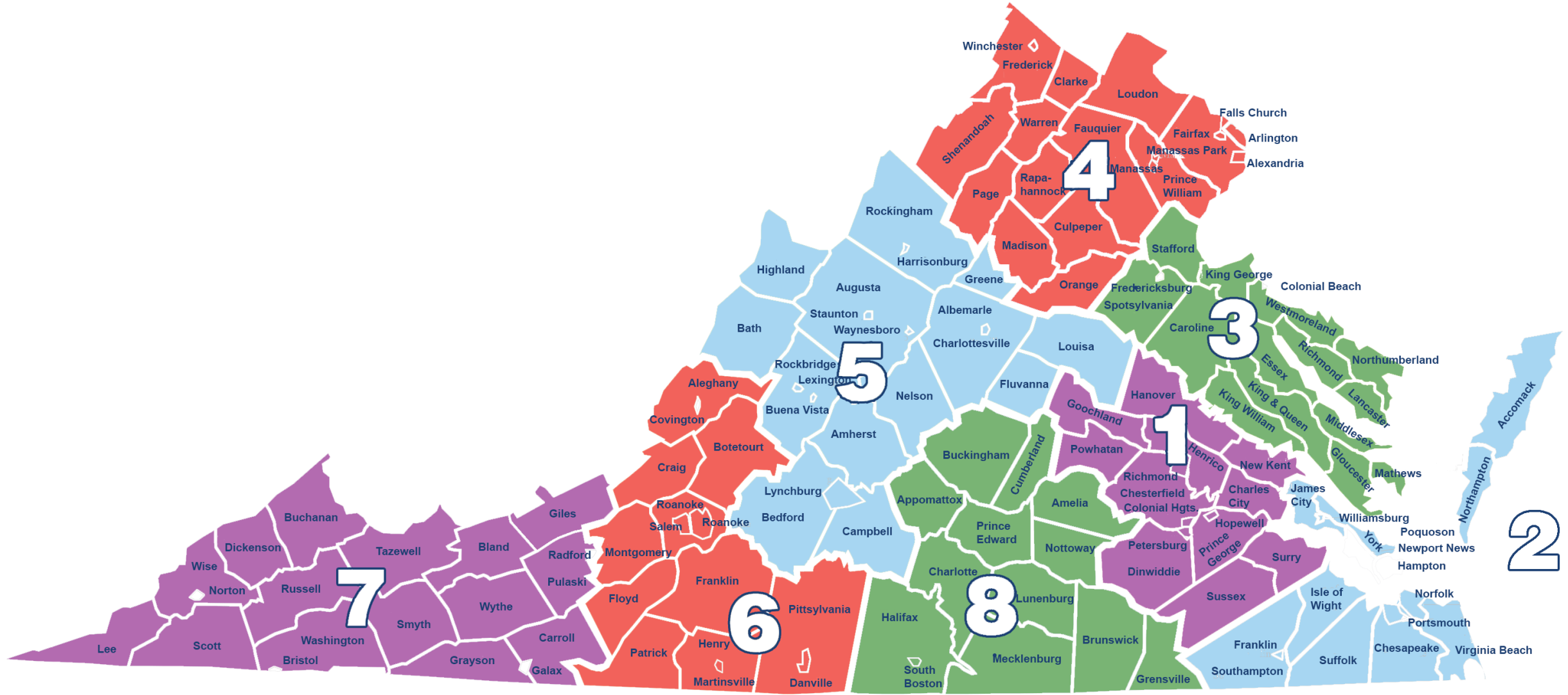
Storytelling

- Mission
- Impact
- Audiences reached
- Program descriptions
- Stewardship of state funding

REGIONAL MAP REVEAL



VCA REGIONAL MAP



WEBSITE REVEAL



www.vca.virginia.gov



HOME

ABOUT ▾

GRANTS

ARTIST ROSTERS ▾



INITIATIVES ▾

RESOURCES

NEWS

APPLY



Which VCA Grant is Right for You? Find out, [HERE](#).

All

Partnership Grants

Impact Grants

Artist Engagement

UPCOMING EVENTS





APPLICATION WORKSHOP

featuring Grant Panelists

Tuesday, January 10

3:00 p.m.

Virtual Offering

Monday, January 23, 2023 Virginia Museum of Fine Arts Richmond, Virginia

9:30 a.m. | Event begins with breakfast reception featuring music by Kadencia

10:15 a.m. | Dominion ArtStars Awards Presentation

10:30 a.m. - Noon | Featured Speakers

Noon | VCA: Collective Impact across the Commonwealth

12:30 p.m. | Event Concludes



Robert Bull
President | The Compass Group
Board of Directors | League for Historic American Theatres



Ra Joy
Chief of Staff | National Endowment for the Arts



THANK YOU



